






Name	Appearance	Display	Number of analog channels / sampling rate	Number of digital channels / sampling rate	Sampling buffer depth	Input voltage range	Accuracy	Features	Price \$
Attraction DOmini		-	2 / 1000 KHz	4 / 12 MHz	26400	Channel CHA: ±5 (0-10) V Channel CHB: ±15 (0-30) V	10 mV 30 mV	Interfaces: SPI, I2C, UART, 1-WIRE, expansion modules	35
DSO138		2.4" TFT	1 / 1000 KHz	-	1024	±50 V	25 mV	Requires a power supply	20
DSO150		2.4" TFT	1 / 1000 KHz	-	1024	±50 V	25 mV	Requires a power supply	25
KIT BM8020		-	2 / 200 KHz	16 / 8 MHz	1126	±20 V	40 mV	Needs rework to use digital channels	55
iCP12		-	6 / 1 KHz	7 / 1 KHz	-	0-5 V	5 mV	Requires probes and connectors for probes	20